



15mm height Super-slim spotlight / Frame replaceable

ULTRA-THIN WATERPROOF SPOTLIGHT
INSTALLATION HEIGHT 15MM.
3 OPTIONS: REFLECTOR/LENS/DIFFUSER
FREELY MATCH WITH DIFFERENT COLOR/TYPE FRAMES

B0103-04/A1(Adjustable Spotlight)

B0103-04/A2(N0-Adjustable Spotlight)



Power: 5W/7W

Luminous Efficiency: 110 LM/W

CRI: 90

Beam angle: 24°/38°/60°/90°

Voltage: 220V/110V

IP Rating: 21/54/65



- * Ra >90, colors are displayed perfectly and vividly.
- * Driver is small, it fits through the hole in the ceiling.
- * Perfectly dimmable and with a lifespan of at least 50,000 hours.
- * It's a real powerhouse: perfectly dimmable and a lifespan of at least 50,000 hours!
- * We provide 5CCT and 3CCT version option.
- * The spotlight are available in fixed and tiltable versions.
- * with a tough matt-white and matt-black finish and IP54 and IP67 rated.
- * It is also possible to apply a DALI, 1-10V, 9-36V DC or ZIGBEE driver to these spots..



TECHNICAL SPECIFICATIONS

Model	Power	CRI	Power Factor	Lumen	Dimmable	Beam angle	Lifespan	Dimension
B0103-04/B1	5W/7W	≥90	≥0.9	85lm/w	No/Yes	24°/38°/60°	50,000h	Ø85*28mm cutout 68-75mm
B0103-04/B2	5W/7W	≥90	≥0.9	85lm/w	No/Yes	24°/38°/60°	50,000h	Ø85*28mm cutout 68-75mm
B0103-04/B3	5W/7W	≥90	≥0.5	85lm/w	No/Yes	120°	50,000h	Ø85*28mm cutout 68-75mm





FREELY MATCH WITH DIFFERENT COLOR/TYPE FRAMES

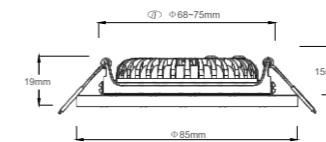
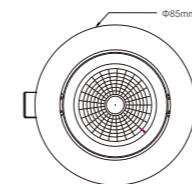
DRIVER DATA SHEET(Flicker-free Driver)

Wattage	3W/5W/7W	3W/5W/7W	3W/5W/7W
Dimmable	YES/NO	YES	NO
Input rated Voltage	DC12V/24V	AC200-240V	AC100-265V
Frequency	50/60Hz	50/60Hz	50/60Hz
Input Voltage	DC9-36V	AC180-265V	AC90-305V
Efficiency	PASS	≥68%	≥73%
Power Factor	PASS	≥0.9	≥0.5
Rated input current	≤0.05~0.25A	0.02A	≤0.02A
Full load output Voltage	DC12V/24V	DC14-25V&28-42V	DC14-25V&28-42V
Rated output current	PASS	260mA/130mA/70mA	260mA/130mA/70mA
Output current range	PASS	260mA/130mA/70mA±5%	260mA/130mA/70mA±5%
Dimming Type	Trailing edge Dimmable/DALI/1-10V/9-36V DC/ZIGBEE/TUYA		////
Dimming range	10%-100%		////
Total harmonic distortion (THD)	////	≤20%	
Power tolerance	10%		
Current output tolerance	±5%		
Short circuit protection	PASS		
Over voltage protection	PASS		
Over temperature protection	PASS		

- 135W/LM MAX.
- Smooth dimming
- Flick-free and noise-free
- 5 years and 10 years warranty options



Triac Dimmable

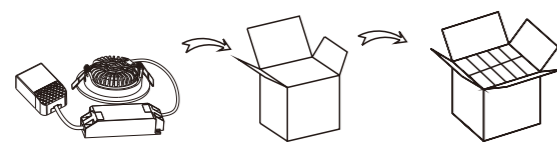


FIXTURE COMPATIBILITY

Rated Wattage	Electrical Classification	Ingress Protection	Operating Temp	Operating Humidity	Storage Temp
5W/7W	II	IP21/54/65	-20°C~45°C	0~90%	-20°C~55°C


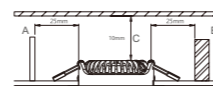
PACKAGING INFORMATION

SIZE(CM)	N.W/pc (KGS)	G.W.(KGS)	Q'TY(PCS)	CTNS	Q'TY(PCS)	VOLUME(CBM)
52.5*21.5*37	0.25	13	50	20" standard container	683	34150
				40" standard container	1366	68300



INSTALLATION

INSTALL REQUIREMENTS	
A-gap above the fitting	25mm
B-gap to the building material	25mm
C-gap to the thermal insulation	15mm





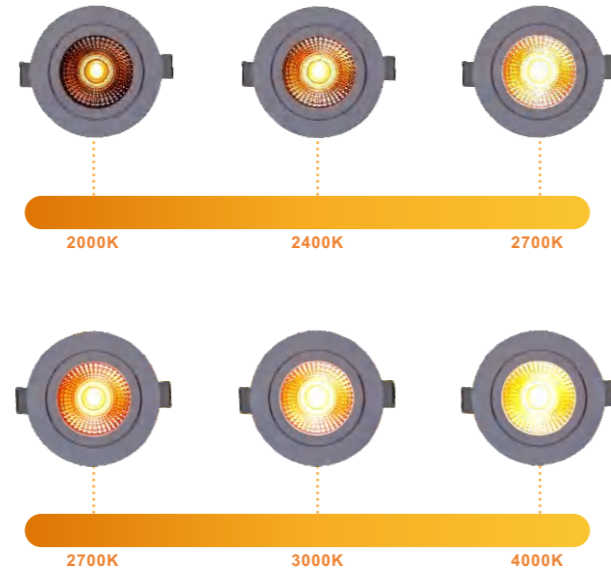
DIM TO WARM+CCT SOLUTION+2 POWER

Professional dimming LED light manufacturert

1

DIM TO WARM

- 1800K~2800K
- 1800K~4000K
- 2700K~4000K



2-1 2 CCT + DIM TO WARM + 2 POWER
2000K+ 3000K+ DTW (2000K~2800K)

2-2 2 CCT + DIM TO WARM + 2 POWER
2000K+ 4000K+ DTW (2000K~4000K)

2-3 2 CCT + DIM TO WARM + 2 POWER
2700K+ 3000K+ DTW (2000K~2800K)

2-4 2 CCT + DIM TO WARM + 2 POWER
2700K+ 4000K+ DTW (2700K~4000K)

2-5 2 CCT + DIM TO WARM + 2 POWER
3000K+ 6000K+ DTW (3000K~6000K)

3-1 3 CCT + DIM TO WARM + 2 POWER
2000K+2700K+3000K+ DTW (2000K~ 3000K)

3-2 3 CCT + DIM TO WARM + 2 POWER
2000K+3000K+4000K+ DTW (2000K~ 4000K)

3-3 3 CCT + DIM TO WARM + 2 POWER
2700K+ 3000K+ 4000K+ DTW (2000K~ 3000K)

3-4 3 CCT + DIM TO WARM + 2 POWER
2700K+ 3000K+ 4000K+ DTW (2700K~ 4000K)

3-5 3 CCT + DIM TO WARM + 2 POWER
3000K+4000K+6000K+ DTW (3000K~ 6000K)

- Dim to warm LED simulates the color tones of halogens
- It likes sunset to sunrise,gives you a circadian lighting.

4

2 IN 1

2 POWER + 3CCT SWITCH

- Power and CCT Switchable
- Multiple power box options
- 5 years and 10 years warranty options

Power :3~42W

PF:≥0.9

Flicker free and noise-free

Smooth triac Dimmable

Dimmable Range:10~100%

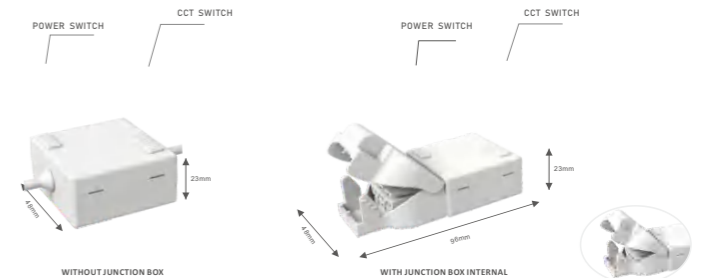
Dimmable power supply

CCT: 2700K/3000K/4000K

CCT: 2700K/4000K/6000K

CCT: 2500K/2700K/3000K

CCT: 3000K/4000K/5500K



5

DRIVER INTEGRATED LED SPOTLIGHT

Trailing edge Dimmable driver

- Driver integrated, connect to 230V directly
- Installation height as slim as 23mm
- IP54/ IP65 rating, suitable for bathroom
- 5-year warranty
- Blew items have driver internal option:
- Deep dimming, Flicker-free & trailing edge driver

