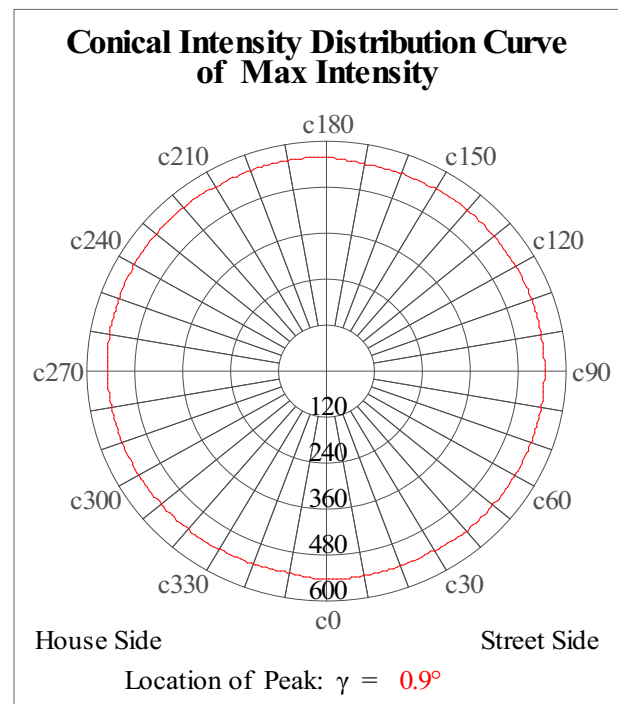
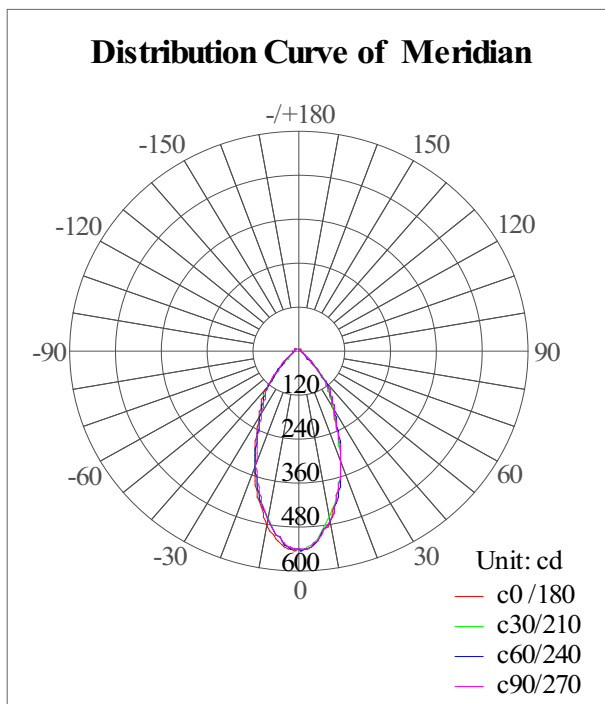


Photometric Data of Lamp

Lamp Description		
Lamp Name: B0101-131-24	Lamp Size:	Lamp Weight:
Lamp Type: 射灯	Rated Voltage: 220 V	Rated Power: 5 W
Light Type: COB	Light Number: 1	Rated Flux:
Light Standard: 14-14-11	Light Area:	Light Flux:

Measured Data of Lamp			
Voltage: 221.2 V	Current: 0.051 A	Power: 5.3 W	Power Factor: 0.466
Total Flux	416.70 lm	Central Intensity	572.67 cd
Lamp Efficiency	0.00%	Light Efficiency	78.62 lm/W
Peak Intensity	576.75 cd	Location of Peak(c, γ)	(40.0°, 0.9°)
Half-Intensity Angle	47.7°	BeamAngle	84.6°
Upward Light Ratio	0	Downward Light Ratio	100%
Upward Street Side	0	Downward Street Side	206.16 lm
Upward House Side	0	Downward House Side	210.58 lm
Flash Area(76°)	0 cm ²	Discomfort Glare(SLI)	0



c Range: 0-360 Degree

c Interval: 10 Degree

Test Speed: Fast

Test Distance: 5.0 m

Note: notes

 γ Range: 0-90 Degree

 γ Interval: 0.9 Degree

Test Date: 2019-02-26

Test Time: 15-11-54

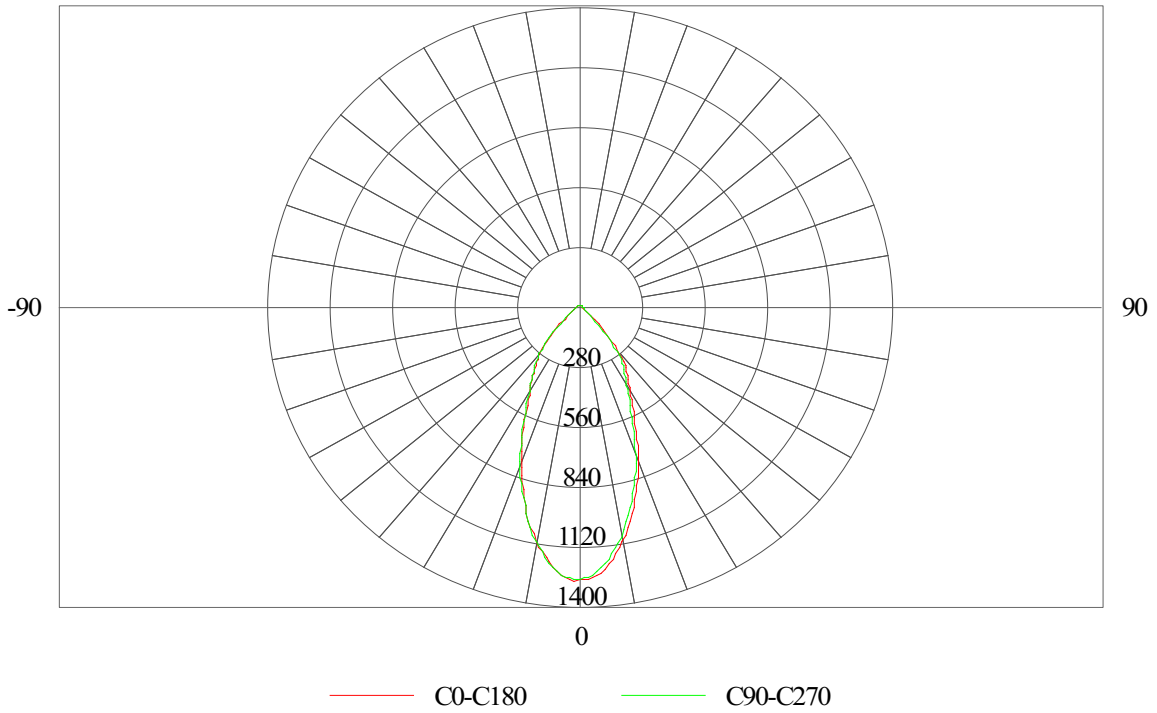
Temperature: 25 Celsius

Humidity: 60%

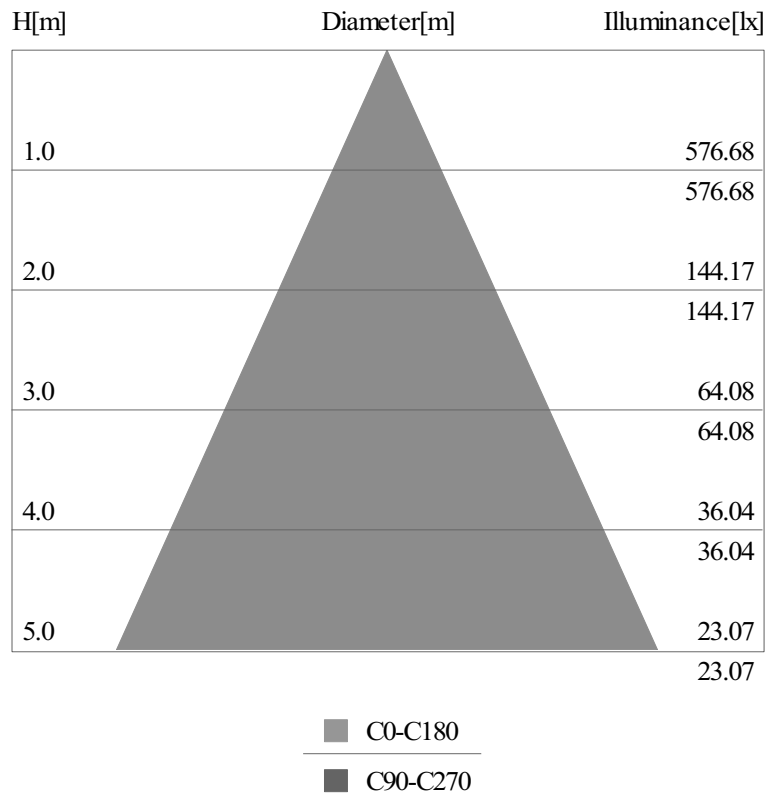
Test No.:

Tester:

cd/1000 lm Curve

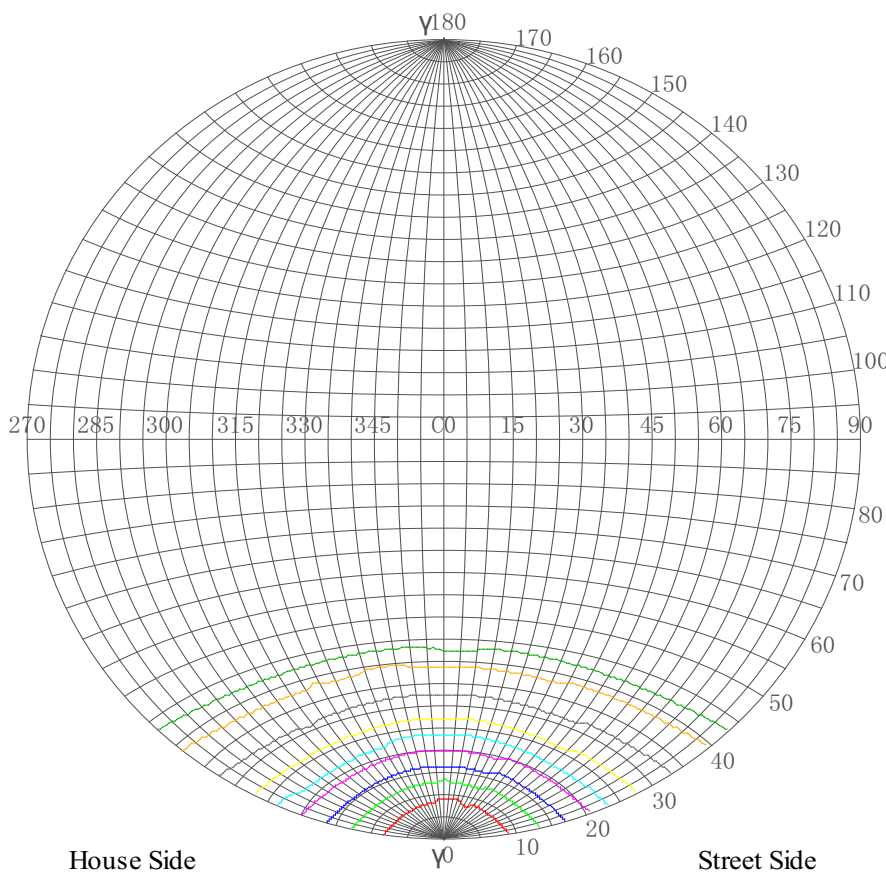


Illumination Cone Curve



Isocandela Curve of Road Lamp (Round Net Curve)

Lamp Description		
Lamp Name: B0101-131-24	Lamp Size:	Lamp Weight:
Lamp Type: 射灯	Rated Voltage: 220 V	Rated Power: 5 W
Light Type: COB	Light Number: 1	Rated Flux:
Light Standard: 14-14-11	Light Area:	Light Flux:



Road Lamp Type

CIE: cut-off
 CIE: short-narrow extension
 IES: cut-off
 IES: V-very short
 Max. At80: 5.04cd/klm
 Max. At90: 2.5198cd/klm

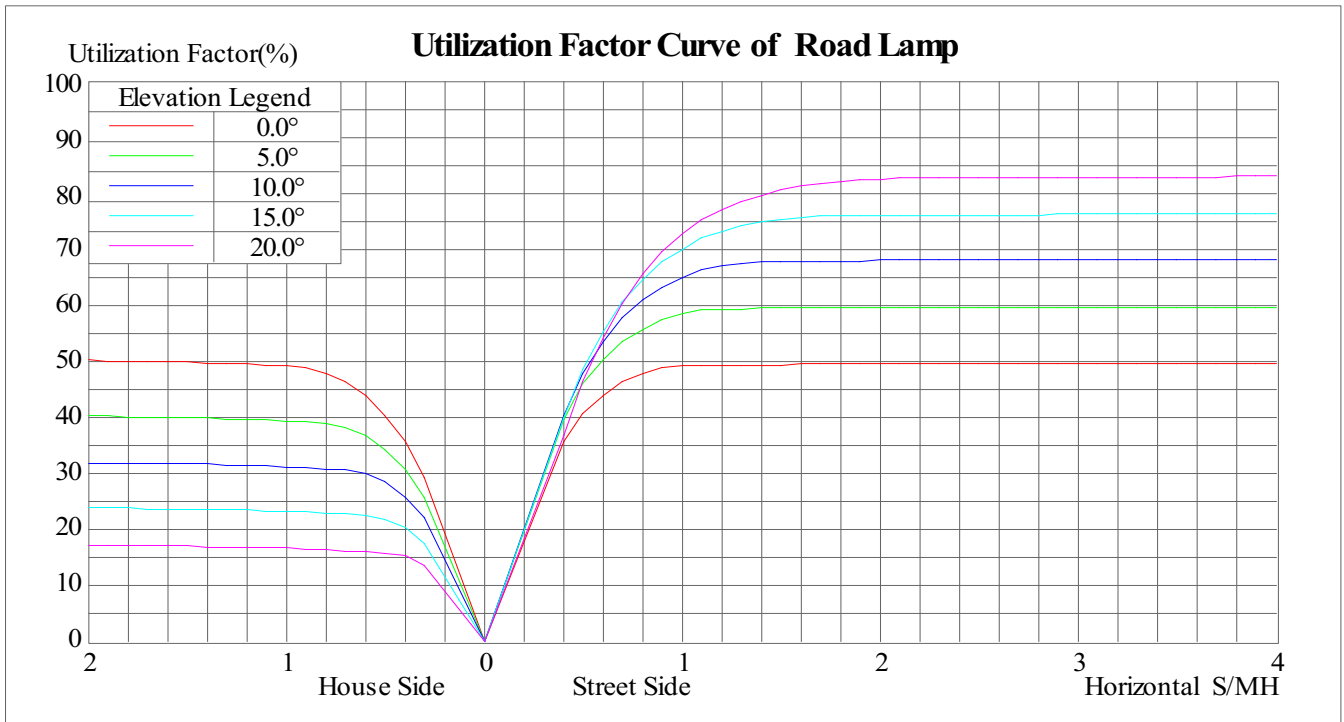
Isocandela Curve(Round Net)	
Intensity Unit	cd
Imax = 100%	577
— 90%	520
— 80%	462
— 70%	404
— 60%	347
— 50%	289
— 40%	231
— 30%	174
— 20%	116
— 10%	58

c Range: 0-360 Degree
 c Interval: 10 Degree
 Test Speed: Fast
 Test Distance: 5.0 m
 Note: notes

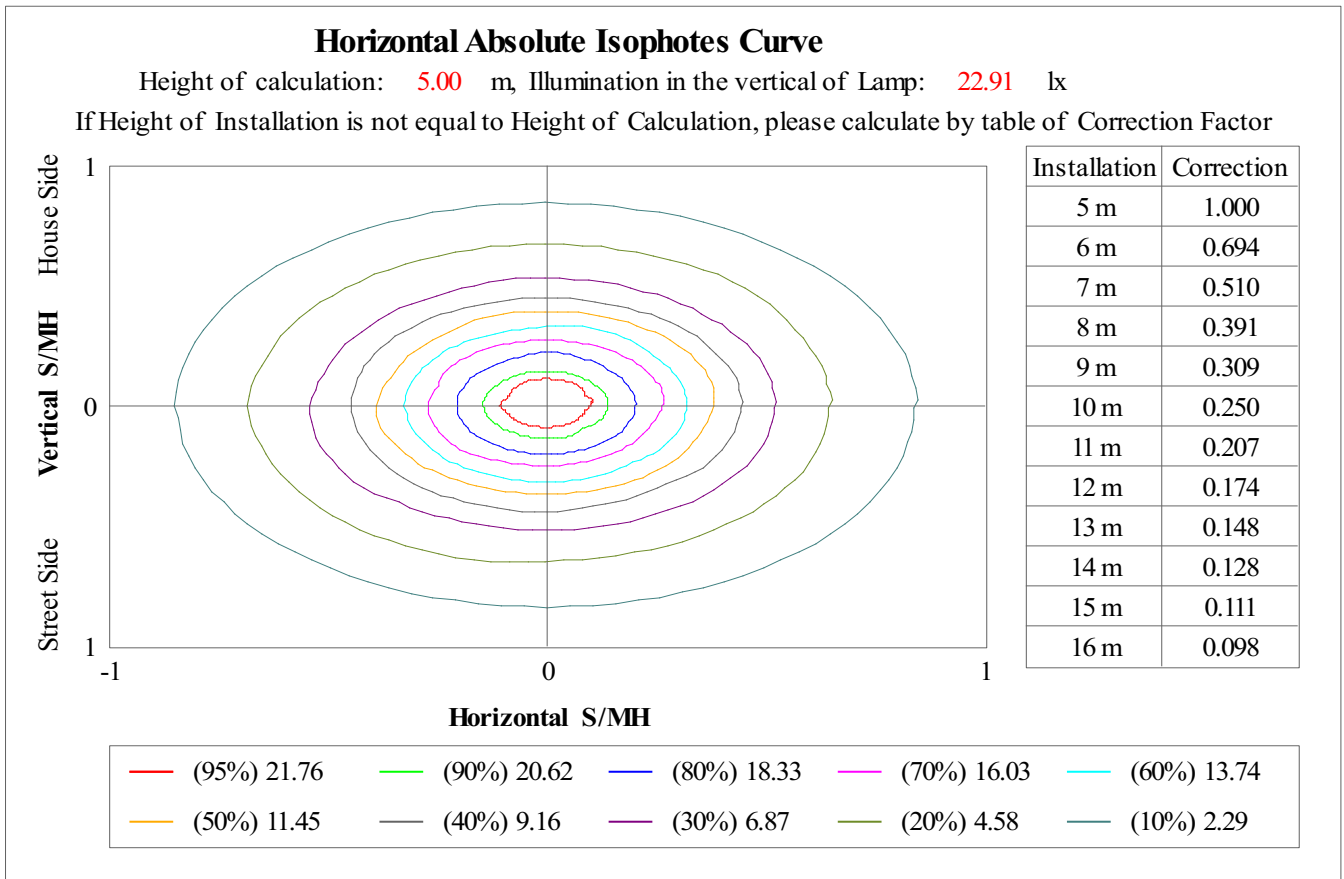
γ Range: 0-90 Degree
 γ Interval: 0.9 Degree
 Test Date: 2019-02-26
 Test Time: 15-11-54

Temperature: 25 Celsius
 Humidity: 60%
 Test No.:
 Tester:

Lamp Utilization Factor Curve

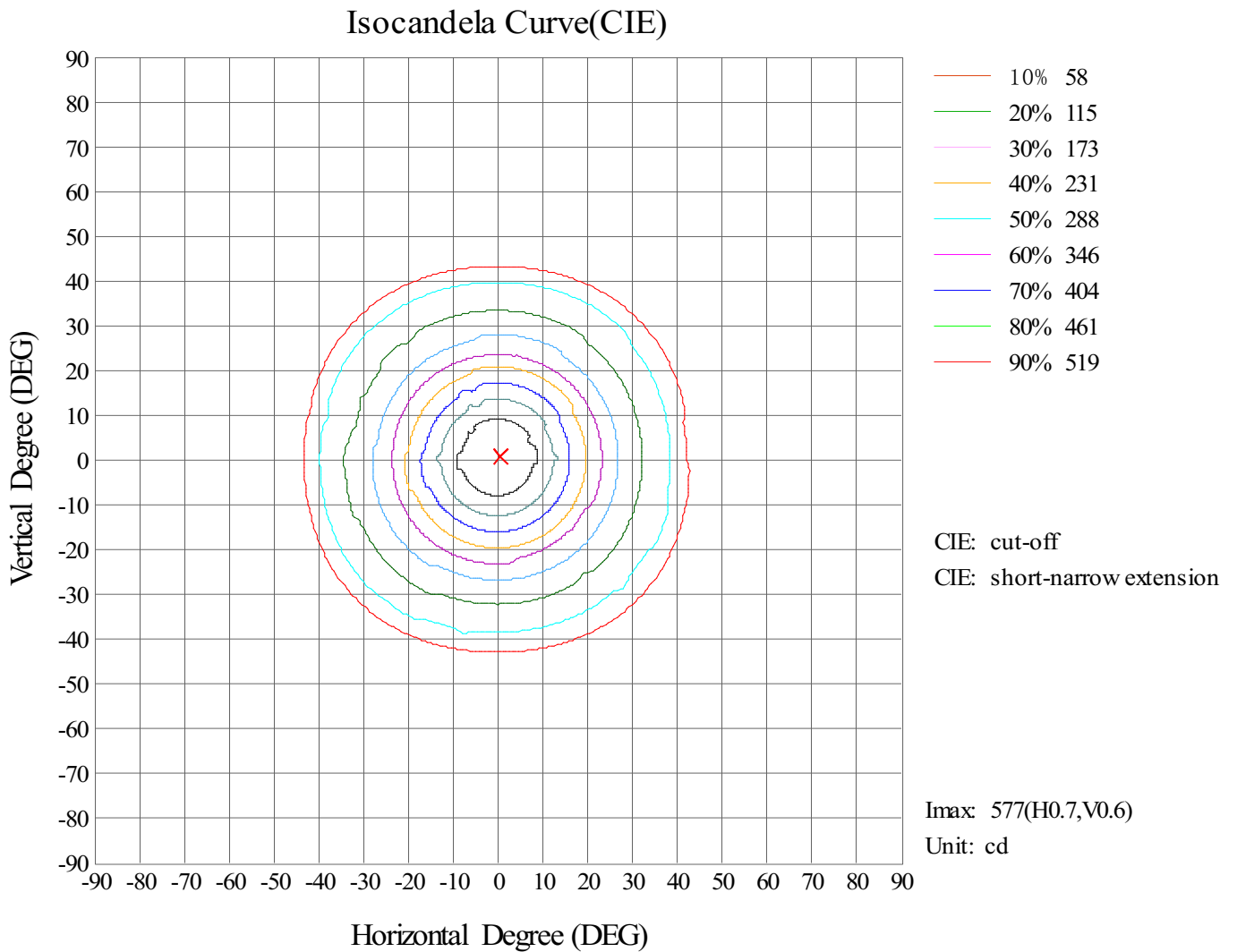


Horizontal Isophotes Curve



Isocandela Curve of Lamp

Lamp Description		
Lamp Name: B0101-131-24	Lamp Size:	Lamp Weight:
Lamp Type: 射灯	Rated Voltage: 220 V	Rated Power: 5 W
Light Type: COB	Light Number: 1	Rated Flux:
Light Standard: 14-14-11	Light Area:	Light Flux:



c Range: 0-360 Degree
 c Interval: 10 Degree
 Test Speed: Fast
 Test Distance: 5.0 m
 Note: notes

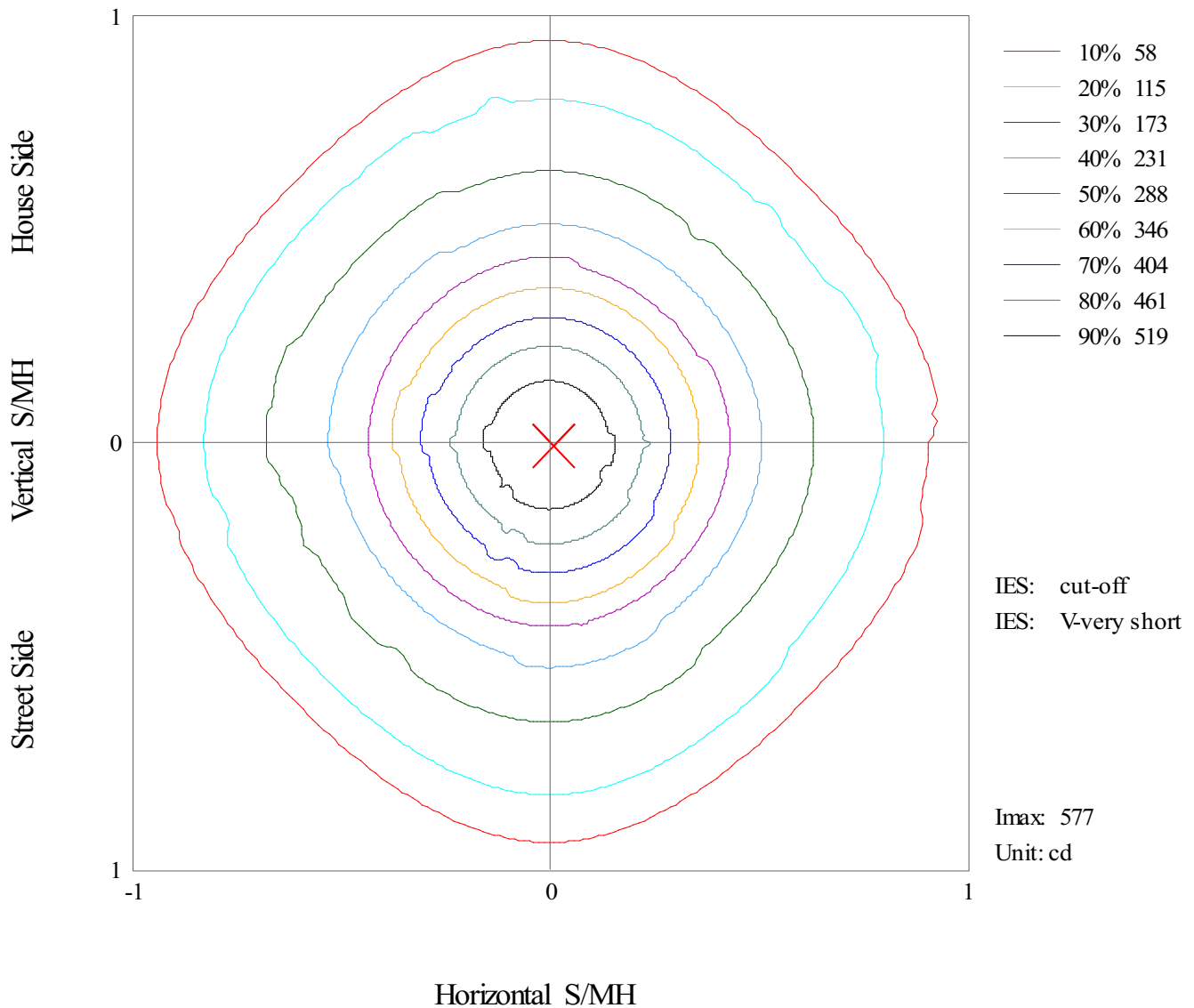
γ Range: 0-90 Degree
 γ Interval: 0.9 Degree
 Test Date: 2019-02-26
 Test Time: 15-11-54

Temperature: 25 Celsius
 Humidity: 60%
 Test No.:
 Tester:

Isocandela Curve of Lamp

Lamp Description		
Lamp Name: B0101-131-24	Lamp Size:	Lamp Weight:
Lamp Type: 射灯	Rated Voltage: 220 V	Rated Power: 5 W
Light Type: COB	Light Number: 1	Rated Flux:
Light Standard: 14-14-11	Light Area:	Light Flux:

Isocandela Curve(IES)



c Range: 0-360 Degree
 c Interval: 10 Degree
 Test Speed: Fast
 Test Distance: 5.0 m
 Note: notes

γ Range: 0-90 Degree
 γ Interval: 0.9 Degree
 Test Date: 2019-02-26
 Test Time: 15-11-54

Temperature: 25 Celsius
 Humidity: 60%
 Test No.:
 Tester:

